


SPEARHEAD

MULTICUT 420




MULTICUT 420 FEATURES



MULTICUT 420 THE PERFECT BALANCE OF POWER AND VERSATILITY

-  AGRICULTURE
-  PASTURE
-  LIGHT SCRUB
-  AIRFIELD
-  STUBBLE MANAGEMENT




The Multicut 420 is a 3-point linkage mounted machine ideal for use with tractors of 80hp and above. Sitting perfectly between the fixed and trailed mowing units available on today's market, the Multicut 420 100 gives added versatility alongside a host of innovative features.

The machine features inward folding wings to keep the transport width within 2.8m, meaning narrow lanes are easily negotiated and no on road towing kit is required.

A 100hp heavy-duty driveline operating at 1000rpm fitted with three rotors with three blades operating at over 80 metres per second as standard give effortless cutting power in intense working conditions.

A delta style construction allows for a smooth throughout of material in and out of the machine combined with a floating linkage to leave a perfect working image even in very rough terrain. Rapid in field cutting height is changed by adjusting each of the four wheel arms on the machine which each feature a heavy duty industrial wheel and tyre.

MULTICUT 420	 TRACTOR HP	 PTO SPEED	 TRANSPORT WIDTH	 CUTTING WIDTH	 GEARBOX RATING	 NUMBER OF WHEELS	 NUMBER OF ROTORS	 NUMBER OF BLADES	 CUTTING HEIGHT
	80hp	1000rpm	2.90m / 9' 6"	4.45m / 14' 7"	100hp	4	3	9	25 - 400mm 1" - 1' 4"
UNIT OPTIONS	 LIGHT KIT								

MACHINE	MULTICUT 420		
Machine weight*	1875kg / 4134lbs	Deck construction	All welded construction
Hitch	Category 2 with floating clevis top link	Deck material thickness	4mm (3/16")
Cutting width	4.45m / 14' 7"	Side skirt material thickness	6mm (1/4")
Overall width	4.71m / 15' 6"	Anti-scalp dish	5mm (3/16") round pan with blade holder bar
Overall length	3.62m / 11' 11"	Blades (x6)	10mm (3/8") 30 Carbon Boron hardened and tempered. Free swinging high lift - low friction
Deck height**	0.73m / 2' 5"	Blade bolts	M24 C/W shank grade 8.8
Cutting height	25mm - 400mm (1" - 1' 4")	Blade tip speed	75mps / 14764fpm
Cutting capacity	100mm / 4"	Driveline	ASAE Category 5
Recommended tractor HP	80hp / 60kW	Driveline protection	Overrun clutch on input PTO shaft and 2-plate slip clutches on wing driveshafts
Power take-off speed	1000rpm	Tailwheel mount assembly	Welded box section arm and caster fork with 360 degree swivel
Gearboxes (x3)	Cast Iron housing	Tailwheel	5.00-8 rubber tyre with steel hub
Input shaft	1-3/8" Z6 input shaft	Front guard	Single, two-piece chain guard
Gearbox lubricant	Lithium EPOOO semi fluid grease	Rear guard	Single chain guard
Gearbox oil capacity [splitter gearbox]	4.3 litres / 7.6 pints		
Gearbox oil capacity [rotor gearboxes (x2)]	TBC		

* With front and rear single chain guards ** Underside of deck to skid

SPEARHEAD

📍 Station Road, Salford Priors, Evesham, Worcestershire, WR11 8SW, England ☎ +44 (0)1789 491860

✉ enquiries@spearheadmachinery.com 🌐 spearheadmachinery.com 🐦 📘 SpearheadWorld



designed and built in
GREAT BRITAIN

Spearhead
is a member of the
Alamo Group