

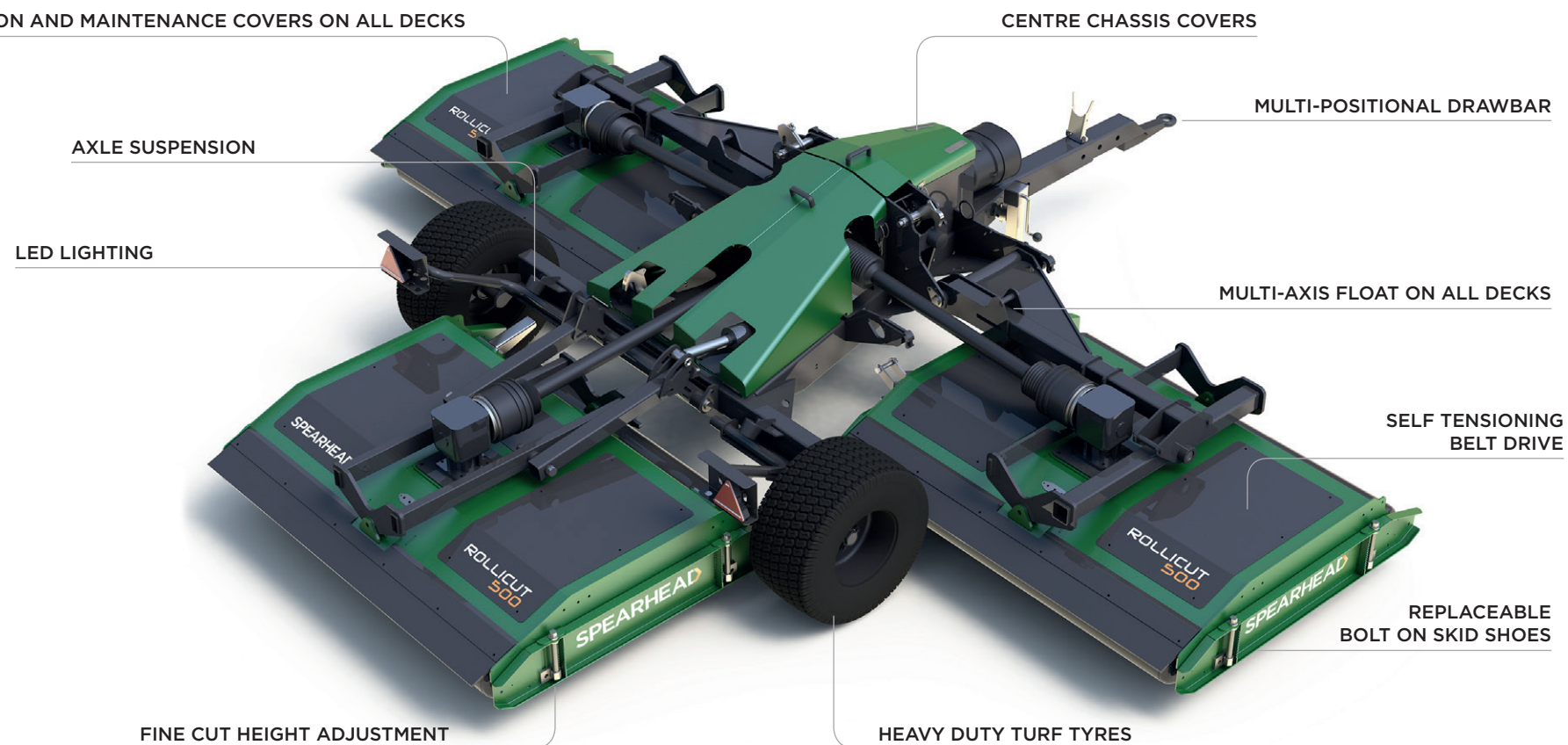
# SPEARHEAD









ROLLICUT 500/600



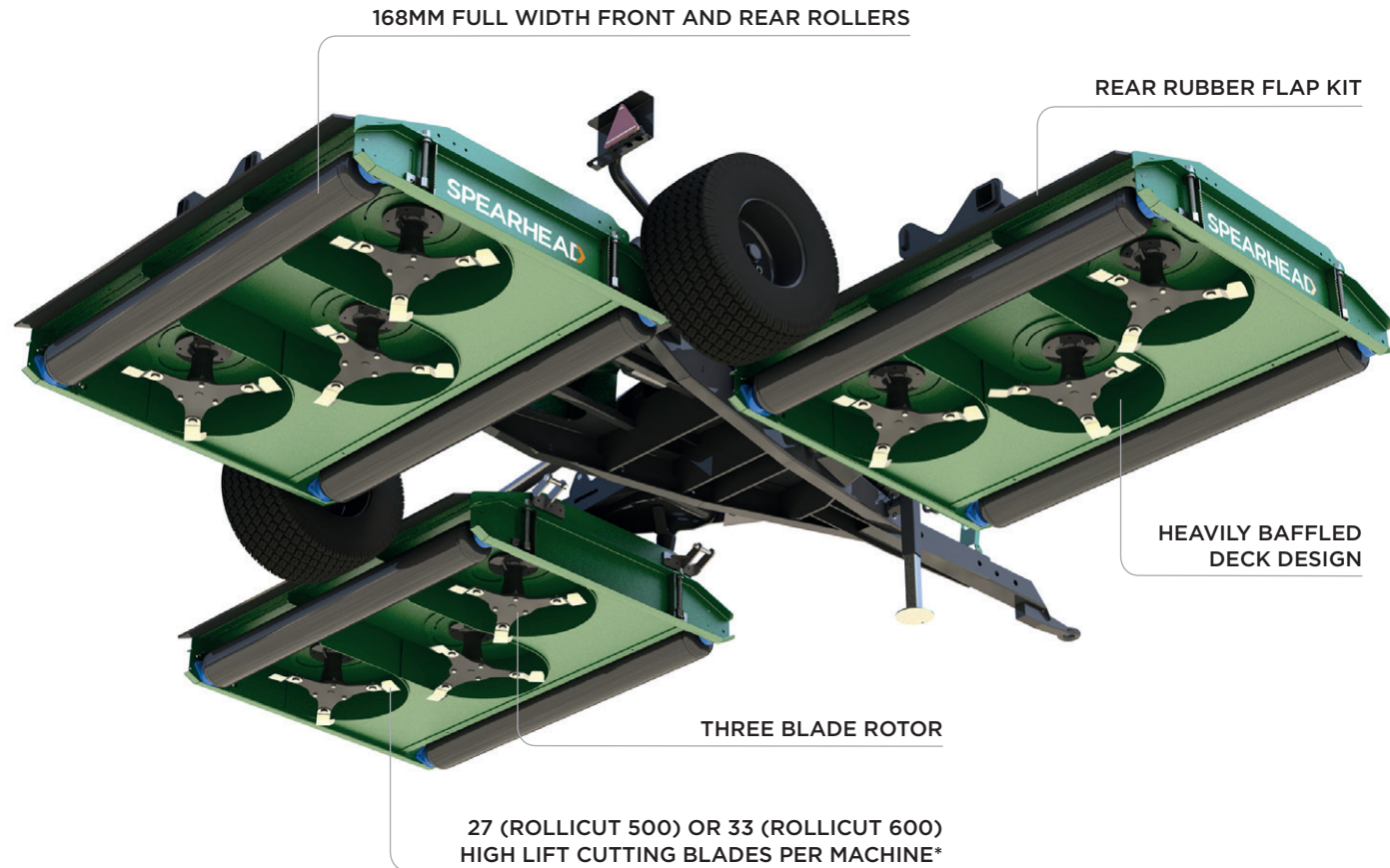


# ROLLICUT 500/600 FEATURES



	 TRACTOR HP	 PTO SPEED	 TRANSPORT WIDTH	 3 POINT LINKAGE MOUNTING	 CUTTING WIDTH	 BLADE TYPE	 NO. OF BLADES	 CUTTING HEIGHT
<b>ROLLICUT 500</b>	60hp (45kW)	540rpm	2.66m (8' 9")	✓	4.91m (16' 1")	Fine cut, high lift	27	10mm - 120mm (0.4" - 4.7")
<b>ROLLICUT 600</b>	70hp (53kW)	540rpm	2.66m (8' 9")	✓	6.03m (19' 9")	Fine cut, high lift	33	10mm - 120mm (0.4" - 4.7")

# RELIABLE AND COST-EFFECTIVE AMENITY MOWING



The Spearhead Rollicut triple gang mower is designed for light-duty amenity mowing and gives a high-quality finish in material up to 20mm. It excels in parkland, golf course, orchard and topping applications and is the perfect choice for mounting on compact tractors.

This Spearhead Rollicut triple gang range is available in either 5.0 or 6.0 metre cutting widths, featuring three, high suction styles blades per rotor designed to offer a comparable finish to conventional cylinder mowers; but without the expensive maintenance costs. The machine features impressive deck articulation following ground contours effectively to give a level cut and reduced scalping.

Self-tensioning belt drive gives reliable power transmission and with 168mm full width fine adjustment front and rear rollers, heavily baffled deck design and rear rubber flap, will ensure a fine mulch cut and well distributed finish.

\* Rollicut 500 machine shown  
Rollicut 500 machines feature three cutting rotors on all decks  
Rollicut 600 machines feature four cutting rotors on wing decks and three cutting rotors on the rear deck

SPECIFICATION	ROLLICUT 500	ROLLICUT 600
Machine weight	2330kg (5137lbs)	2600kg (5732lbs)
Hitch	Multi-positional drawbar with towing eye wear pad	Multi-positional drawbar with towing eye wear pad
Hitch position	Rear mount only	Rear mount only
Cutting width	4.91m (16' 1")	6.03m (19' 9")
Working width	5.05m (16' 7")	6.17m (20' 3")
Overall length	4.28m (14' 1")	4.28m (14' 1")
Cowl height	490mm (1' 8")	490mm (1' 8")
Transport width	2.66m (8' 9")	2.66m (8' 9")
Transport height	2.57m (8' 6")	3.13m (10' 4")
Cutting height	10mm - 120mm (0.4" - 4.7")	10mm - 120mm (0.4" - 4.7")
Cutting capacity	80mm (3.1")	80mm (3.1")
Wing working angles	45° up/15° down	45° up/15° down
Recommended tractor HP	60hp (45kW)	70hp (53kW)
Power take-off speed	540rpm	540rpm
Gearbox	Cast iron housing	Cast iron housing
Input shaft	1' 3/8" Z6 and 35mm output shaft	1' 3/8" Z6 and 35mm output shaft
Gearbox lubricant	EP80-90W or GL-4 / GL-5 oil	EP80-90W or GL-4 / GL-5 oil
Gearbox oil capacity [splitter]	TBC	TBC
Gearbox oil capacity [deck (x3)]	1.3 litres (2.3 pints)	1.3 litres (2.3 pints)
Cowl construction	All welded construction	All welded construction
Skid construction	Replaceable bolt-on skid	Replaceable bolt-on skid
Blades	Fine cut, high lift	Fine cut, high lift
Blade quantity	27	33
Blade tip speed	87m/s (17126 fpm)	87m/s (17126 fpm)
Roller diameter (front + rear)	168mm (6.5")	168mm (6.5")
Tyres	26 x 12 turf tyres	26 x 12 turf tyres

# SPEARHEAD

📍 Station Road, Salford Priors, Evesham, Worcestershire, WR11 8SW, England 📞 +44 (0)1789 491860

✉️ enquiries@spearheadmachinery.com 📧 spearheadmachinery.com 🐦 f SpearheadWorld



designed and built in  
**GREAT BRITAIN**

Spearhead  
is a member of the  
**Alamo Group**